



LAKE AREA BANK

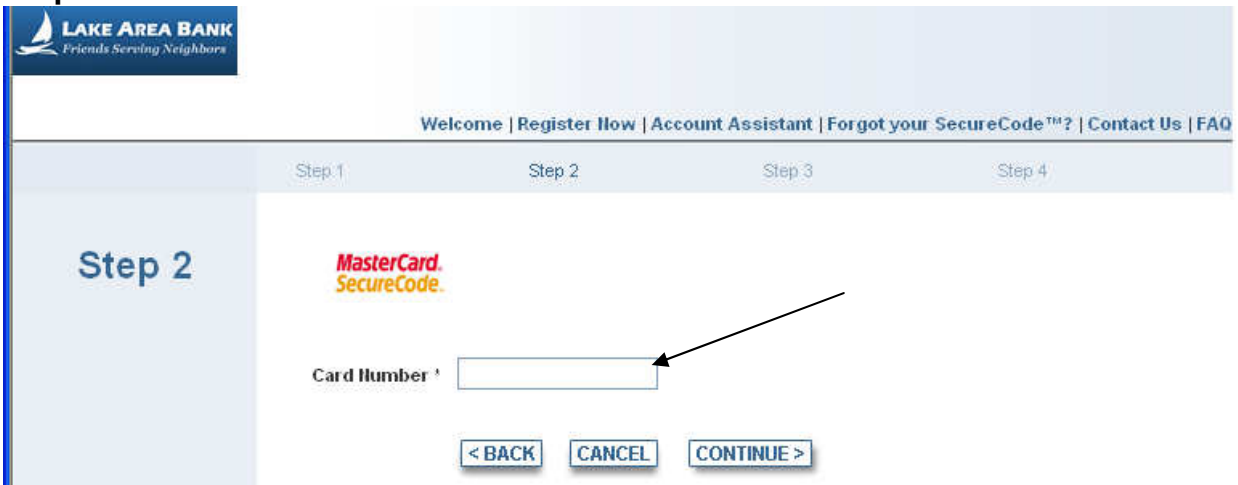
Friends Serving Neighbors Since 1915

MasterCard® SecureCode™ Instructions

Opening Registration Page:

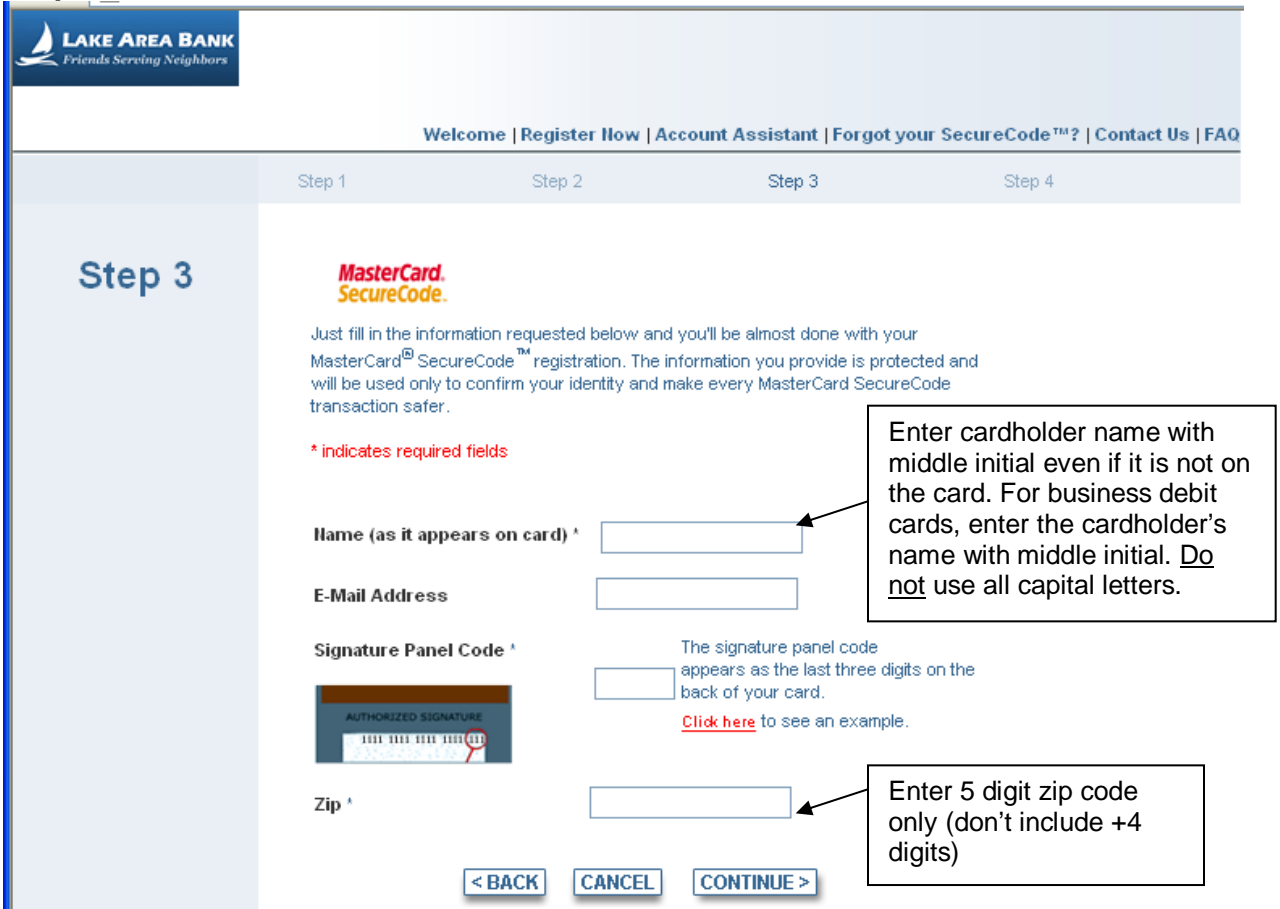
Step 1 – Read and Accept Terms:

Step 2 – Enter Debit Card Number:




The screenshot shows the Step 2 registration page for Lake Area Bank. At the top left is the bank logo with the tagline "Friends Serving Neighbors". A navigation bar contains links for "Welcome", "Register Now", "Account Assistant", "Forgot your SecureCode™?", "Contact Us", and "FAQ". Below this is a progress indicator with four steps: Step 1, Step 2 (highlighted), Step 3, and Step 4. The main content area features the "MasterCard SecureCode" logo. A label "Card Number *" is followed by a text input field, which is pointed to by a black arrow. Below the input field are three buttons: "< BACK", "CANCEL", and "CONTINUE >".

Step 3 – Enter Personal Information:



The screenshot shows the Step 3 registration page for Lake Area Bank. It includes the same header and progress indicator as Step 2. The main content area features the "MasterCard SecureCode" logo and a paragraph of text: "Just fill in the information requested below and you'll be almost done with your MasterCard® SecureCode™ registration. The information you provide is protected and will be used only to confirm your identity and make every MasterCard SecureCode transaction safer." Below this is a red asterisk note: "* indicates required fields". There are four input fields: "Name (as it appears on card) *", "E-Mail Address", "Signature Panel Code *", and "Zip *". The "Name" field is pointed to by a black arrow and has a callout box containing the instruction: "Enter cardholder name with middle initial even if it is not on the card. For business debit cards, enter the cardholder's name with middle initial. Do not use all capital letters." The "Signature Panel Code" field is also pointed to by a black arrow and has a callout box containing the instruction: "Enter 5 digit zip code only (don't include +4 digits)". To the right of the "Signature Panel Code" field, there is explanatory text: "The signature panel code appears as the last three digits on the back of your card." and a link: "Click here to see an example." Below the input fields are three buttons: "< BACK", "CANCEL", and "CONTINUE >".

Step 4 – Choose SecureCode™ and Personal Greeting



Welcome | [Register Now](#) | [Account Assistant](#) | [Forgot your SecureCode™?](#) | [Contact Us](#) | [FAQ](#)

Step 1 Step 2 Step 3 Step 4

Step 4

**MasterCard.
SecureCode.**

When you make a MasterCard® SecureCode purchase, you will be asked for your SecureCode™. Your MasterCard SecureCode must be 8-10 characters long. Your SecureCode may contain numbers (0-9) and uppercase and lowercase letters (A-Z, a-z) but no spaces.

* indicates required fields

SecureCode *

Confirm SecureCode *

8-10 characters, at least-1 numeric at least-1 alpha, no special characters allowed.

Personal Greeting *

As yet another security measure, we ask you to supply a Personal Greeting. When you see this message in the SecureCode window, that's your guarantee you are actually dealing with your card Issuer and not an imposter. Your Personal Greeting must be 1-30 characters. If this card is held jointly, all the Personal Greetings will be displayed at the same time when shopping at a participating merchant.

Personal Greeting

Now just click the "Register" button and allow about two seconds to receive your MasterCard SecureCode registration confirmation.

Registration Confirmation:

Thank you for registering.

Congratulations! You have successfully registered your card for safer online shopping...

To view or change your card security information, entered now or anytime in the future, click [Account Assistant](#) to log you're your account using the SecureCode you just established.

If you wish to find out more about our services please visit our [Welcome Page](#).

Visit our [Participating Merchants](#) to learn where you can use your SecureCode and enjoy safer shopping...

Enjoy shopping with your card that now has all the benefits of MasterCard SecureCode!